

Modicon TM3 Bus Coupler

Release Notes

RN0000000033.05
12/2022

Legal Information

The Schneider Electric brand and any trademarks of Schneider Electric SE and its subsidiaries referred to in this guide are the property of Schneider Electric SE or its subsidiaries. All other brands may be trademarks of their respective owners.

This guide and its content are protected under applicable copyright laws and furnished for informational use only. No part of this guide may be reproduced or transmitted in any form or by any means (electronic, mechanical, photocopying, recording, or otherwise), for any purpose, without the prior written permission of Schneider Electric.

Schneider Electric does not grant any right or license for commercial use of the guide or its content, except for a non-exclusive and personal license to consult it on an "as is" basis. Schneider Electric products and equipment should be installed, operated, serviced, and maintained only by qualified personnel.

As standards, specifications, and designs change from time to time, information contained in this guide may be subject to change without notice.

To the extent permitted by applicable law, no responsibility or liability is assumed by Schneider Electric and its subsidiaries for any errors or omissions in the informational content of this material or consequences arising out of or resulting from the use of the information contained herein.

As part of a group of responsible, inclusive companies, we are updating our communications that contain non-inclusive terminology. Until we complete this process, however, our content may still contain standardized industry terms that may be deemed inappropriate by our customers.

© 2022 – Schneider Electric. All rights reserved.

Table of Contents

About the Book.....	5
Product Information	6
Overview	6
Product Identification	6
Compatibility	6
Installation Instructions and Requirements	7
Firmware Information	10
New Features.....	10
Mitigated Anomalies	10
Known Anomalies.....	10
TM3 Bus Coupler IO Configurator Information.....	11
New Features.....	11
Mitigated Anomalies	11
Known Operational Anomalies.....	11
Additional Information	12
Release Notes History	13
Modicon TM3 Bus Coupler Release Notes Firmware Version 2.4.0.3.....	13
Modicon TM3 Bus Coupler IO Configurator V1.2.0	13
Modicon TM3 Bus Coupler Release Notes Firmware Versions 2.3.0.15, 2.2.0.15 and 2.1.1.1.....	14
Modicon TM3 Bus Coupler IO Configurator V1.1	14
Modicon TM3 Bus Coupler Release Notes Firmware Version 2.2.1.1	15
Modicon TM3 Bus Coupler Release Notes Firmware Versions 2.1.50.2 and 2.0.50.2	17
Modicon TM3 Bus Coupler IO Configurator V1.0.0	18

Safety Information

Important Information




Read these instructions carefully, and look at the equipment to become familiar with the device before trying to install, operate, service, or maintain it. The following special messages may appear throughout this documentation or on the equipment to warn of potential hazards or to call attention to information that clarifies or simplifies a procedure.



The addition of this symbol to a “Danger” or “Warning” safety label indicates that an electrical hazard exists which will result in personal injury if the instructions are not followed.



This is the safety alert symbol. It is used to alert you to potential personal injury hazards. Obey all safety messages that follow this symbol to avoid possible injury or death.

 DANGER
DANGER indicates a hazardous situation which, if not avoided, will result in death or serious injury.
 WARNING
WARNING indicates a hazardous situation which, if not avoided, could result in death or serious injury.
 CAUTION
CAUTION indicates a hazardous situation which, if not avoided, could result in minor or moderate injury.
NOTICE
NOTICE is used to address practices not related to physical injury.

Please Note

Electrical equipment should be installed, operated, serviced, and maintained only by qualified personnel. No responsibility is assumed by Schneider Electric for any consequences arising out of the use of this material.

A qualified person is one who has skills and knowledge related to the construction and operation of electrical equipment and its installation, and has received safety training to recognize and avoid the hazards involved.

About the Book

Document Scope

This document contains important information about the delivery of the product Modicon TM3 Bus Coupler. Read the complete document before you use the product or products that are described in here.

Validity Note

The information in this Release Notes document is applicable only for Modicon TM3 Bus Coupler products.

For product compliance and environmental information (RoHS, REACH, PEP, EOL, etc.), go to www.se.com/ww/en/work/support/green-premium/.

The characteristics that are described in the present document, as well as those described in the documents included in the Related Documents section below, can be found online. To access the information online, go to the Schneider Electric home page www.se.com/ww/en/download/.

The characteristics that are described in the present document should be the same as those characteristics that appear online. In line with our policy of constant improvement, we may revise content over time to improve clarity and accuracy. If you see a difference between the document and online information, use the online information as your reference.

Product Information

Overview

This Release Notes addresses Modicon TM3 Bus Coupler and TM3 Bus Coupler IO Configurator software information.

The TM3 Bus Coupler IO Configurator software allows you to generate configuration files for Modicon TM3 Bus Couplers. This can be done offline, that is, the PC running the tool does not need to be physically connected to the bus coupler.

Product Identification

Firmware Identification

Reference	Description	Version	Date
TM3BCEIP	TM3 Ethernet Bus Coupler	2.4.0.3	May 2022
TM3BCSL	TM3 Modbus Serial Line Bus Coupler	2.2.0.15	December 2021
TM3BCCO	TM3 CANopen Bus Coupler	2.1.1.1	June 2021

TM3 Bus Coupler IO Configurator Identification

Reference	Description	Version	Date
TM3 Bus Coupler IO Configurator	Configurator Tool	1.3.1	December 2022

Release History Identification

Version	Release Date	Description
RN0000000023.00	August 2020	Modicon TM3 Bus Coupler IO Configurator V1.0.0 Release Notes
RN0000000033.01	June 2021	Modicon TM3 Bus Coupler Release Notes
RN0000000033.02	November 2021	Modicon TM3 Bus Coupler IO Configurator V1.1.0 Release Notes
RN0000000033.03	December 2021	Modicon TM3 Bus Coupler Release Notes
RN0000000033.04	May 2022	Modicon TM3 Bus Coupler Release Notes: <ul style="list-style-type: none"> TM3BCEIP Firmware Version 2.4.0.3 TM3BC IO Configurator V1.2.0

Compatibility

The following table shows the supported Modicon TM3 expansion modules:

Reference	Description
TM3DQ•	TM3 Digital Output Modules
TM3DI•	TM3 Digital Input Modules

Reference	Description
TM3DM•	TM3 Digital Mixed Modules ⁽¹⁾
TM3AQ•	TM3 Analog Output Modules
TM3AI•	TM3 Analog Input Modules
TM3TI•	TM3 Analog Input Modules
TM3AM•	TM3 Analog Mixed Modules
TM3TM3•	TM3 Analog Mixed Modules
⁽¹⁾ TM3DM16R and TM3DM32R expansion modules are only supported by TM3BCEIP.	

The following table shows the supported Modicon TM3 expert, safety and transmitter and receiver modules:

Reference	Description
TM3XTYS4	TM3 TeSys module
TM3SA•	TM3 Safety module
TM3XTRA1	Data transmitter module for remote I/O
TM3XREC1	Data receiver module for remote I/O

The Modicon TM3 Bus Couplers support the following Modicon TM2 expansion modules:

Reference	Description
TM2DO•	TM2 Digital Output Modules
TM2DI•	TM2 Digital Input Modules
TM2DM•	TM2 Digital Mixed Modules
TM2DRI•	TM2 Digital Input Modules
TM2AMI•	TM2 Analog Input Modules
TM2AMO•	TM2 Analog Output Modules
TM2AL•	TM2 Analog Mixed Modules
TM2ARI•	TM2 Temperature Modules
TM2AVO•	TM2 Analog Output Modules

NOTE: Modicon TM2 expansion modules are not supported by the TM3 Bus Coupler IO Configurator .

Installation Instructions and Requirements

Firmware Update Procedure

Execute the following steps to update the Modicon TM3 Bus Coupler firmware:

Step	Action
1	Remove power from the Modicon TM3 Bus Coupler.
2	Connect the USB cable.
3	Apply power to the Modicon TM3 Bus Coupler.
4	Log into the Web server via USB using the IP address 90.0.0.1.
5	Verify in the MONITORING page that the Modicon TM3 Bus Coupler is not exchanging data with the controller.

6	Click MAINTENANCE / Firmware .
7	Click Select then select the firmware file. Result: A confirmation window is displayed.
8	Click I agree . Result: At the end of the download and verification of the file, a confirmation window is displayed.
9	Click Yes to close the confirmation window then click Apply . Result: At the end of the firmware update, a message is displayed to inform you whether the firmware update has been completed successfully.

TM3 Bus Coupler IO Configurator Compatibility

The following table shows the TM3 bus couplers firmware versions supported by the TM3 Bus Coupler IO Configurator software versions:

Reference	Modicon TM3 Bus Couplers Firmware Version	TM3 Bus Coupler IO Configurator Software Version
TM3BCEIP	1.2.1.1	Not Supported
	1.3.1.2	
	2.1.50.2	1.0.0
	2.2.1.1	1.1.9
	2.3.0.15	
	2.4.0.3	1.2.0 1.3.1
TM3BCSL	1.0.15.1	Not Supported
	2.0.50.2	1.0.0
	2.1.1.1	1.1.9
	2.2.0.15	1.2.0 1.3.1
TM3BCCO	1.0.16.1	Not Supported
	2.0.50.2	1.0.0
	2.1.1.1	1.1.9 1.2.0 1.3.1

Update the project files created prior to TM3 Bus Coupler IO Configurator software version 1.2.0 to enable the application latest features.

TM3 Bus Coupler IO Configurator System Requirements

The TM3 Bus Coupler IO Configurator can be installed on any PC that meets the following minimum hardware and software requirements:

Component	Minimum Requirement
Processor	Intel Core 2 Duo processor or greater
RAM	1 GB RAM
Display resolution	1280 x 768 pixels or greater
Operating system	Microsoft Windows 10 (32-bit or 64-bit processor)
Free Hard Disk Space	400 MB

TM3 Bus Coupler IO Configurator Installation Instructions

- User Rights: you must have the administrator privileges on the workstation to install the TM3 Bus Coupler IO Configurator.

NOTE: TM3 Bus Coupler IO Configurator is always installed so that it is available for all the users of the workstation.

- The default destination directory of the TM3 Bus Coupler IO Configurator software installation is set as follows:
 - For a 32 bits Windows operating system: *C:\Program Files\Schneider Electric\TM3BC IO Configurator*
 - For a 64 bits Windows operating system: *C:\Program Files (x86)\Schneider Electric\TM3BC IO Configurator*

Follow this procedure to install the TM3 Bus Coupler IO Configurator:

Step	Action
1	Make sure that your system meets the minimum configuration requirements to install and run TM3 Bus Coupler IO Configurator.
2	Make sure that you are connected as an administrator of the workstation.
3	Launch <i>TM3BC IO Configurator.exe</i>
4	Select the language for the installation from the drop-down list and confirm by clicking OK . NOTE: The selected language is used for the TM3BC IO Configurator installation and execution
5	Read the software license, confirm that you agree by checking the I accept the agreement box and click Next to continue.
6	Read the Release Notes dialog then click Next to continue.
7	Select the shortcuts needed and click Next to continue.
8	Click Install to begin the installation.
9	Click Finish to complete the installation process. Result: You can select Launch TM3BC IO Configurator .

Firmware Information

New Features

No new features.

Mitigated Anomalies

No mitigated anomalies.

Known Anomalies

No new operational anomalies.

TM3 Bus Coupler IO Configurator Information

New Features

The TM3 Bus Coupler IO Configurator supports:

- Information display for project file version and its supported firmware versions.
- Option to include assembly information when exporting configuration as EDS format.
- Project conversion for files created from TM3 Bus Coupler IO Configurator version prior to 1.2.0

Mitigated Anomalies

ID	Description
TM3BC-2461	Installation directory was not cleaned up properly if the application was running during the uninstallation.
TM3BC-2462 TM3BC-2715	Cybersecurity Improvements.
TM3BC-2896	It was not possible to save the project when the total power consumption was between 90% to 100%.
TM3BC-4237	Unable to support the loading of project file created from TM3 Bus Coupler IO Configurator version prior to 1.2.0

Known Operational Anomalies

No new operational anomalies.

Additional Information

Cybersecurity Best Practices

Schneider Electric has incorporated cybersecurity best practices and solutions in our products.

NOTE: To help keep your Schneider Electric products secure and protected, it is in your best interest that you implement the cybersecurity best practices as indicated in the *Cybersecurity Best Practices* document provided on the Schneider Electric website.

Release Notes History

Modicon TM3 Bus Coupler Release Notes Firmware Version 2.4.0.3

Firmware Version Identification

Reference	Firmware Version	Release Date	Description
TM3BCEIP	2.4.0.3	May 2022	Support of TM3DM16R and TM3DM32R expansion modules.

New Features

This release allows you to use TM3DM16R and TM3DM32R modules on the backplane of TM3BCEIP.

Mitigated Anomalies

ID	Description
TM3BC-2778	If a disconnection occurred in EIP protocol communications, input assembly retained the previous values for a short duration after the connection is reestablished.

Known Anomalies

ID	Description
TM3BC-3309	If a timeout occurs in EIP protocol communications, input values read are set to zero for a short of time.

Modicon TM3 Bus Coupler IO Configurator V1.2.0

New Features

No new features.

Mitigated Anomalies

ID	Description
TM3BC-2891	OEM: It was not possible to add TM3DM16R and TM3DM32R modules on the bus coupler.

Known Operational Anomalies

No new operational anomalies.

Modicon TM3 Bus Coupler Release Notes Firmware Versions 2.3.0.15, 2.2.0.15 and 2.1.1.1

Firmware Version Identification

Reference	Firmware Version	Release Date	Description
TM3BCEIP	2.3.0.15	December 2021	TM3 configuration via Modbus commands
TM3BCSL	2.2.0.15	December 2021	TM3 configuration via Modbus commands
TM3BCCO	2.1.1.1	June 2021	Specific Cybersecurity Vulnerabilities Improvement

New Features

This release allows you to send TM3 configuration via Modbus commands from a controller. This feature is available for TM3BCEIP and TM3BCSL.

Mitigated Anomalies

ID	Description
TM3BC-1333	Documentation did not advise user that TM3 module output values are set to 0 during device configuration.
TM3BC-1336	In Modbus TCP protocol communication, configuring a timeout less than 100 ms could generate communication errors when you access the Web server of the TM3 bus couplers.
TM3BC-1584	Documentation did not specify the required rotary switch positions when accessing the Web server of TM3BCCO and TM3BCSL.
TM3BC-2683	IO exchange between controller and TM3BCEIP could timeout if Web server was accessed through its IP address.
TM3BC-2693	Documentation did not specify the TM3 Module Diagnostics bit information for TM3BCEIP (Ethernet/IP protocol).
TM3BC-2710	Specific Cybersecurity vulnerability has been mitigated.
TM3BC-2740	Specific Cybersecurity vulnerability has been mitigated.
TM3BC-2747	For TM3BCSL Web server, when switching tabs under Maintenance , the Web server became unresponsive.

Known Anomalies

ID	Description
TM3BC-2753	For TM3BCCO Web server, when switching tabs under Maintenance , the Web server becomes unresponsive. Workaround: Close the Web server window, then access the Web server with a new browser window.

Modicon TM3 Bus Coupler IO Configurator V1.1

Firmware Version Identification

Version	Release Date	Description
1.1.9	November 2021	Support of Functional fallback Mode Improvement.

New Features

Support of functional fallback mode for TM3 digital output expansion modules.

Mitigated Anomalies

ID	Description
TM3BC-1376	XSY file generated by TM3 Bus Coupler IO Configurator retained diagnostic input though diagnostics were disabled.
TM3BC-1382	EDS generated by TM3 Bus Coupler IO Configurator was incompatible with Rockwell Software Studio5000.
TM3BC-1385	TM3 Bus Coupler IO Configurator did not handle COB-ID assignment for all PDOs when DCF file was generated for TM3BCCO.
TM3BC-1469	[TM3 Bus Coupler IO Configurator] It was possible to configure more than 10 safety modules.
TM3BC-1515	SPF file generated by TM3 Bus Coupler IO Configurator was resetting Min/Max values to default values instead of retaining modified Min/Max values.
TM3BC-2309	[TM3 Bus Coupler IO Configurator] Fallback values were applied on TM3 modules that do not support the feature.

Known Anomalies

ID	Description
TM3BC-2461	Not all installed components are removed if TM3 Bus Coupler IO Configurator is uninstalled while an application is still open.

Modicon TM3 Bus Coupler Release Notes Firmware Version 2.2.1.1

Firmware Version Identification

Reference	Firmware Version	Release Date	Description
TM3BCEIP	2.2.1.1	June 2021	Specific Cybersecurity Vulnerabilities Improvement
TM3BCSL	2.1.1.1	June 2021	Specific Cybersecurity Vulnerabilities Improvement
TM3BCCO	2.1.1.1	June 2021	Specific Cybersecurity Vulnerabilities Improvement

New Features

Cybersecurity bug fixes have been implemented to address Treck stack vulnerabilities.

Mitigated Anomalies

ID	Description
CVE-2020-11896	Specific Cybersecurity vulnerabilities have been mitigated.
CVE-2020-11897	
CVE-2020-11898	
CVE-2020-11899	
CVE-2020-11900	
CVE-2020-11901	
CVE-2020-11902	
CVE-2020-11903	
CVE-2020-11904	
CVE-2020-11905	
CVE-2020-11906	
CVE-2020-11907	
CVE-2020-11908	
CVE-2020-11909	
CVE-2020-11910	
CVE-2020-11911	
CVE-2020-11912	
CVE-2020-11913	
CVE-2020-11914	
CVE-2020-25066	
CVE-2020-27336	Specific Cybersecurity vulnerabilities have been mitigated. Applicable to TM3BCEIP only.
CVE-2020-27337	
CVE-2020-27338	
TM3BC-645	Incorrect display of IO values in the monitoring tab of the Web server when using two double modules (TM3DM24) because only one of the two were displayed.
TM3BC-646	[Web server] It was possible to configure Broadcast and network address as IP/Gateway address.
TM3BC-647	[ACL] Current IP inclusion was no longer verified when ACL Enabled button was unchecked.
TM3BC-689	Fallback for TM3 module did not operate correctly when the CANopen cable was disconnected.
TM3BC-1245	When the Web server was accessed with a timeout of less than 25 ms, communication with the TM3 Ethernet Bus Couplers was interrupted.
TM3BC-1276	System state was not documented correctly for TM3BCSL.
TM3BC-1339	TM3BCEIP Web server Monitoring page did not detect IO modules when configuration had TM2 modules.
TM3BC-1343	In FDR served mode, sometimes DPWS worked incorrectly.
TM3BC-1441	
TM3BC-1345	TM3BCEIP stopped sending DHCP request after reboot with Duplicate IP Error .
TM3BC-1363	Runtime error occurred if TM3AQ4 configured as 4-20 mA and disable diagnostic.
TM3BC-1381	Events were not triggered when 16-bits objects (Object 6100) were used in PDO exchange for TM3BCCO.
TM3BC-1515	TM3BCEIP and TM3BCSL - Saved Min/Max values were reset to default values.

Known Anomalies

ID	Description
TM3BC-1333	Documentation does not advise user that TM3 module output values are set to 0 during device configuration.

Modicon TM3 Bus Coupler Release Notes Firmware Versions 2.1.50.2 and 2.0.50.2

TM3BCEIP Firmware Version Identification

Firmware Version	Release Date	Description
2.1.50.2	August 2020	Support of new features
1.3.1.2	December 2019	Cybersecurity Improvement
1.2.1.1	July 2019	First Release

TM3BCEIP New Features

- Support of configurations generated by the software TM3 Bus Coupler IO Configurator.
- Device discovery (DPWS).
- TM3 IO Modules Firmware update
- Modbus TCP Diagnostics
- RSTP Diagnostics.
- Web server Multiuser.
- Syslog (RFC3164).
- Secure Web server (HTTPS).
- Fast device Replacement (FDR).
- Support of Filter for TM3DI• and TM3DM• modules with SW version greater than 2.0
- Support of Fallback for TM3DQ• modules with SW version greater than 2.0.

TM3BCSL Firmware Version Identification

Firmware Version	Release Date	Description
2.0.50.2	August 2020	Support of new features
1.0.15.11	January 2020	First Release

TM3BCSL New Features

- Support of configurations generated by the software TM3 Bus Coupler IO Configurator.
- Secure Web server (HTTPS).
- Support of Filter for TM3DI• and TM3DM• modules with SW version greater than 2.0.
- Support of Fallback for TM3DQ• modules with SW version greater than 2.0.

TM3BCCO Firmware Version Identification

Firmware Version	Release Date	Description
2.0.50.2	August 2020	Support of new features
1.0.16.1	February 2020	First Release

TM3BCCO New Features

- Support of configurations generated by the software TM3 Bus Coupler IO Configurator.
- Secure Web server (HTTPS).
- Support of Filter for TM3DI• and TM3DM• modules with SW version greater than 2.0.
- Support of Fallback for TM3DQ• modules with SW version greater than 2.0.

Fallback Behavior

After receiving a new configuration request from the controller, the TM3 bus coupler sets the output values of the expansion modules to 0. The configuration request is sent by the controller after any of the following events is done: reset cold, reset warm, communication timeout.

After a Web server session, Modbus TCP communication or EtherNet/IP communication timeout, the TM3 bus coupler:

- applies the fallback values if they have been configured.
- sets the output values of the expansion modules to 0 if no fallback values have been configured.

Mitigated Anomalies

No mitigated anomalies.

Known Anomalies

ID	Description
TM3BC-1336	In Modbus TCP protocol communication, configuring a timeout less than 100 ms may generate communication errors when the user access to the webpages of the TM3 bus couplers.

Modicon TM3 Bus Coupler IO Configurator V1.0.0

TM3 Bus Coupler IO Configurator Product Identification

Version	Release Date	Description
1.0.0	August 2020	V1.0.0 - August 2020

TM3 Bus Coupler IO Configurator New Features

- Configure up to 14 TM3 expansion I/O modules.
- Optional modules configuration.
- Power consumption information.
- Export of generic configuration files for EtherNet/IP and CANopen.
- Export of XSY symbol table for Control Expert.
- Export of *devdesc* files for SoMachine and EcoStruxure Machine Expert.
- Memory mapping table for EtherNet/IP, Modbus Serial Line and Modbus TCP/IP.
- Compatible with TM3 bus couplers TM3BCEIP, TM3BCSL and TM3BCCO.

Mitigated Anomalies

No mitigated anomalies.

Known Anomalies

ID	Description
TM3BC-1260	<p>On Windows 7 Operating System, some bottom parts of the application could not be visible with some screen resolution (1920x1080). For lower resolution such as 1366x768 or 1280x768, some scrollbars may not be working properly.</p> <p>Workaround: you can use arrow down key or mouse wheel to reach parts of the application.</p>
TM3BC-1266	<p>On a reduced-size window, some scrollbars may not behave properly.</p> <p>Workaround: use of mouse wheel.</p>

Schneider Electric
35 rue Joseph Monier
92500 Rueil Malmaison
France

+ 33 (0) 1 41 29 70 00

www.se.com

As standards, specifications, and design change from time to time,
please ask for confirmation of the information given in this publication.

© 2022 Schneider Electric. All rights reserved.

RN0000000033.05